

# CRS09A

## Angular Rate Sensor



A new design of silicon MEMS gyro combined with high-quality discrete electronics, enabling best-in-class performance for demanding applications. Low noise and outstanding stability make this the sensor of choice for applications where a fibre-optic gyro would have been the preferred solution.


The CRS09A offers a new choice for users who have integrated the now-discontinued VSG into their products. Applications include closed-loop stabilisation, precision flight instrumentation (including high-performance AHRS) and other applications where low noise is a priority.

Temperature stability is excellent however, for the highest possible performance, both internal temperature and silicon ring frequency data are provided as additional outputs. These allow very accurate determination of the temperature characteristics of the sensor, such that a designer can apply his own temperature compensation scheme.

Whatever your application, the unique and patented silicon ring technology gives advanced and stable performance over time and temperature, overcoming mount sensitivity problems associated with simple beam or tuning fork based sensors.

### Key features

- Best-in-class performance
- Low noise
- High stability over temperature
- Provision for temperature compensation
- FOG-like performance
- Two rate ranges, two performance choices for each



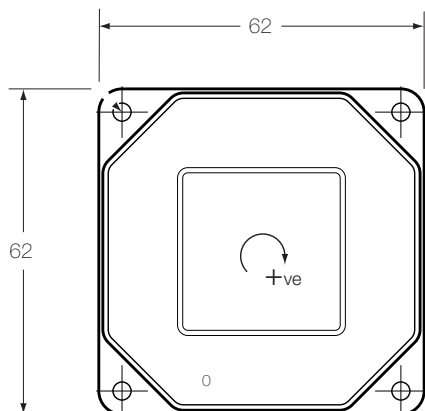
# CRS09A

## Angular Rate Sensor



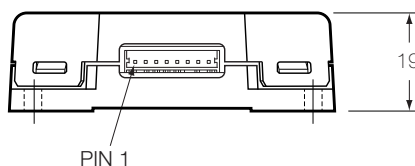
For full technical datasheets please go to our website where the documents can be downloaded

All dimensions in millimetres



Connector: 53254-0870 (Molex)  
 Mating Connector: 51065-0800 (Molex)  
 (This connector with 500mm cable is included with each CRS09A).  
 Note that the Manufacturer's (Molex) identification of Pin 1 should be Ignored.

See Technical Datasheet for more information.



### Typical Data

	CRS09A-01	CRS09A-02
	CRS09A-11	CRS09A-12
<b>Angular Rate Range</b>	±200°/s	±100°/s
<b>Output</b>	Analogue (non-ratiometric)	
<b>Scale Factor</b>		
Nominal	10mV/°/s	20mV/°/s
Setting tolerance (23°C)	±1%	
Variation over temperature range	< ±1%	
Non-linearity	0.1% of full scale	
<b>Bias</b>		
Setting tolerance (23°C)	< ±1°/s	
Variation over temperature range	< ±3°/s (CRS09-01 and CRS09-02) < ±1°/s (CRS09-11 and CRS09-12)	
Angular Random Walk	0.1°/rt hr	
Bias instability	3°/hr	
<b>Bandwidth (typical)</b>	55Hz	
<b>Quiescent Noise</b>		
3 to 30Hz	0.03°/s rms	
<b>Environment</b>		
Temperature	-40°C to +85°C	
Linear acceleration	tba	
Shock	tba	
Vibration	10g rms (20Hz to 2kHz, random)	
Cross-axis sensitivity	2%	
<b>Mass</b>	60 grams	
<b>Electrical</b>		
Supply voltage	+4.75V to +5.25V	
Supply current	100mA (steady state)	
Noise and ripple	< 15mV (0.5Hz to 100Hz)	
Start-up time	< 0.5s	
<b>RoHS Compliant</b>	Yes	

### Pin Connections

- 1 GND
- 2 +5V
- 3 Rate Output
- 4 Reference
- 5 TMP
- 6 Do Not Connect
- 7 FRQ
- 8 Not Connected

Silicon Sensing Systems Limited  
 Clittaford Road, Southway,  
 Plymouth, Devon  
 PL6 6DE United Kingdom

T +44 (0)1752 723330  
 F +44 (0)1752 723331  
 E sales@siliconsensing.com  
 W siliconsensing.com

Silicon Sensing Systems Japan Limited  
 1-10 Fuso-Cho,  
 Amagasaki,  
 Hyogo 6600891, Japan

T +81 (0)6 6489 5868  
 F +81 (0)6 6489 5919  
 E sssj@spp.co.jp  
 W siliconsensing.com

Specification subject to change without notice.

© Copyright 2017  
 Silicon Sensing Systems Limited  
 All rights reserved. Printed in England 08/17

CRS09A-00-0100-131 Rev 2  
 DCR No. 710013390